



Add a Course Readings List to Moodle

1. Email your course readings list to the library

- To add a course readings list to Moodle, first email your list to the library's Course Readings Team: CourseReadings@adfa.edu.au
- The Course Readings Team will add your list to the Leganto platform
- You will be notified via email when your list is processed.

2. Open your course in Leganto

- When you receive your email notification, it will include a permalink to your course in Leganto.
- Click on this link to open your course.


3. Copy links from Leganto

From Leganto, you have the option to copy

- an entire reading list
- a section, or
- an individual item.

i. To copy an entire reading list:

Select the elipse adjacent to the course name



ZBUS2208 Innovation and Organisational Change 2021 S2 ADD ⋮

PUBLISHED 5217_00270 (2021, Semester 2) [More info >](#)

ii. To copy a section:

Select the elipse adjacent to the section or week heading. This will copy all the readings under that heading



Part 1: Innovation -- Theories and Concepts -- 6: Capturing value from innovation (2) ⋮

ARTICLE The role of the business model in capturing value from innovation: evidence from Xerox Corporations technology spinoff companies ***

Chesbrough, Henry; Rosenbloom, Richard S, Industrial and Corporate Change, 11(3), 2002-06, 529 - 555

Add tags to item

Complete [View online >](#) 7

ARTICLE Ambidextrous organizations: Managing evolutionary and revolutionary change ***

Tushman, Ml; Orellly, Ca, California Management Review, 38(4), 1996, 8 - &

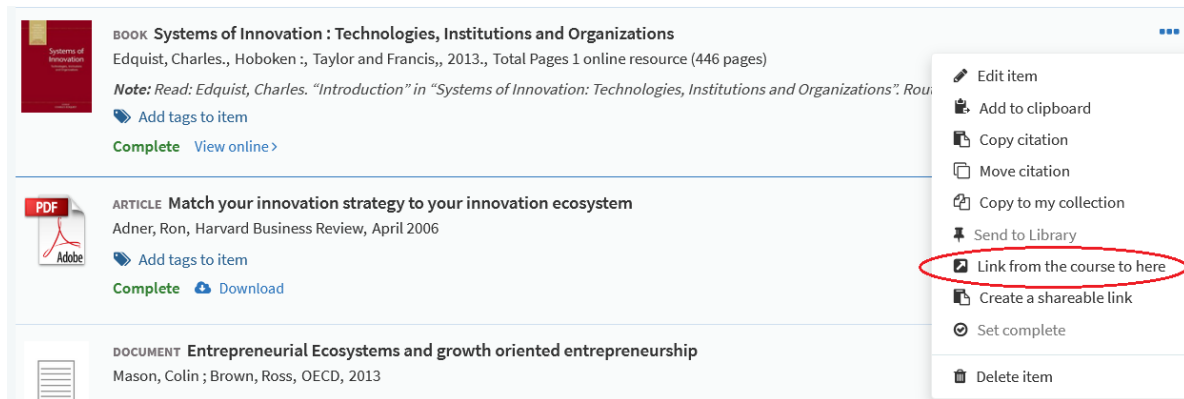
iii. To copy an individual record:

Select the elipse adjacent to the title of the reading



A menu appears

- Select 'Link from the course to here'



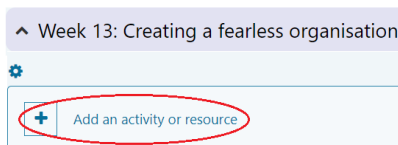
- Select 'Copy to Clipboard', then 'Close'

4. Paste your link into Moodle

- Open Moodle
- Turn editing on

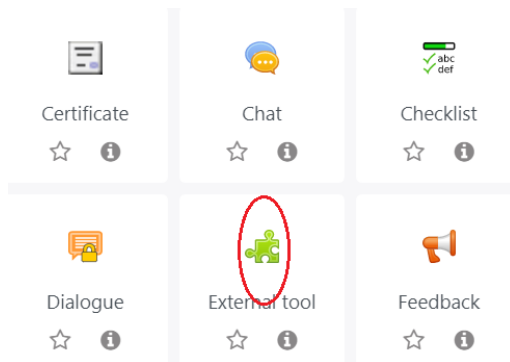


- Select the week or section relevant to the reading
- Scroll to the bottom of the section, and choose 'Add an activity or resource'



A menu appears

- Select 'External tool'



5. Name your reading

- In the 'Activity name' field, type the title of your reading or list.
n.b. if you would like to copy and paste a citation into this field, leave this step until last.
- Go to 'Preconfigured tool' and choose 'Leganto Link' from the dropdown
- Select 'Show more...'

Activity name *

Preconfigured tool ? + ⚙ ×

Tool URL ?

Shared secret ? [Click to enter text](#) ✎ 🔍

[Show more...](#)

- Scroll down, and paste your Leganto link into the 'Custom parameters' field

Custom parameters * ?

To enter a citation in the name field:

scroll back up to the 'Activity name' field. Copy and paste your citation into the empty field.
The citation will appear as a link on your Moodle page.

- Click 'Save and return to course'