


4 어디 가요?

1 Places where we go ... (1)


What do we call each of the following places in Korean? Choose a 'name' from the list in the box below.



강의실	공항	대학교	도서관
서점	시내	역	우체국
은행	집	커피숍	학생 식당

2 Places where we go ... (2)


What do we call each of the following places in Korean? Choose a 'name' from the list in the box below.



공원	교실	극장	백화점
버스터미널	병원	비디오가게	
슈퍼마켓	시장	음식점	학교

3 Crossword

Try this crossword.



ACROSS



- 3. library
- 5. student dining hall
- 8. "He/she takes an exam"
- 9. inside the department store
- 10. airport
- 11. "He/she goes"
- 12. hospital

DOWN



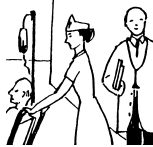









- 1. university
- 2. restaurant
- 4. book shop
- 6. "He/she writes"
- 7. "He/she telephones"
- 8. to city, downtown
- 10. park

4 Pair work: Question & Answer

Do this exercise in pairs, practising asking, and answering to, a question as shown in the example below. If you take the A's role, cover Column B, and ask a question: *Are you going to ...?* using the picture cue provided. If you take the B's role, cover Column A, listen carefully what A asks, and respond: *No. I'm going to ...* using the picture cue provided.

EXAMPLE	
<p>A</p>  <p>학교에 가요?</p>	<p>B</p>  <p>아니요, 집에 가요.</p>

A	B
1. 	1. 
2. 	2. 
3. 	3. 
4. 	4. 
5. 	5. 
6. 	6. 

A	B
7. 	7. 
8. 	8. 
9. 	9. 
10. 	10. 
11. 	11. 
12. 	12. 

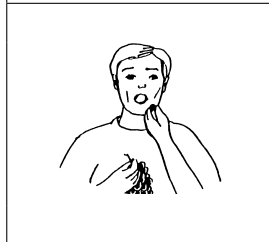
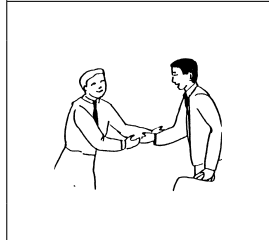

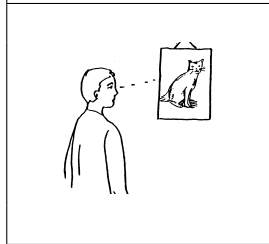

5 Making a Statement and Asking a Question in the Polite Informal Style

Attach -아요/-어요, ie the Polite Informal ending, to each of the following verb stems. Explain what rule you have applied to get the answer. Then, practise making a statement or asking a question by changing the intonation pattern.




- 가-
- 만나-
- 잠자-
- 보-
- 시험보-
- 오-
- 놀-
- 쓰-
- 마시-
- 먹-
- 읽-
- 하-
- 공부하-
- 숙제하-
- 식사하-
- 운동하-
- 이야기하-
- 전화하-

6 What are they doing?

Tell us what the person or persons in each of the picture cues are doing in Korean.



가요.
 공부해요.
 놀아요.
 마셔요.
 만나요.
 먹어요.
 봐요.
 숙제해요.
 시험봐요.
 식사해요.
 써요.
 와요.
 운동해요.
 이야기해요.
 읽어요.
 잠자요.
 전화해요.



7 뭐 해요?


Tell us what the persons below are doing. Number 1 has been done for you.







<p>1</p> 	<p>2</p> 	<p>3</p> 	<p>4</p> 
<p>알요.</p>			
<p>5</p> 	<p>6</p> 	<p>7</p> 	<p>8</p> 
<p>9</p> 	<p>10</p> 	<p>11</p> 	<p>12</p> 
<p>13</p> 	<p>14</p> 	<p>15</p> 	<p>16</p> 

8 Pair work: Question & Answer

Practise asking, and answering to, a question as shown in the example below. Do this exercise in pairs. If you take the A's role, cover Column B, and ask questions in Column A. If you take the B's role, cover Column A, listen carefully what A asks, and respond using the picture cue provided.

A	EXAMPLE	B
공부해요?		아니요, 놀아요.

A	B
1. 가요?	 1.
2. 뭐 해요?	 2.
3. 공부해요?	 3.
4. 운동해요?	 4.
5. 읽어요?	 5.
6. 뭐 해요?	 6.

A	B
7. 봐요?	 7.
8. 먹어요?	 8.
9. 숙제해요?	 9.
10. 뭐 해요?	 10.
11. 전화해요?	 11.
12. 놀아요?	 12.