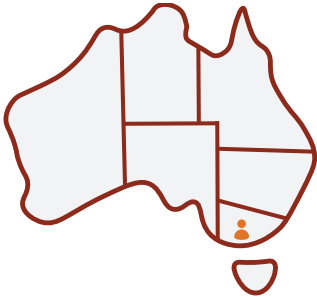
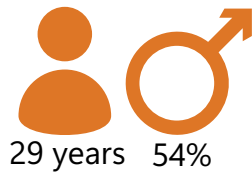


2023 SAMPLE CHARACTERISTICS

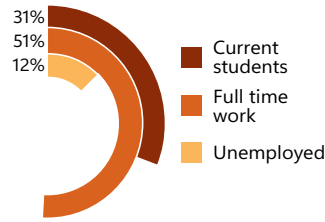


In 2023, 100 participants, recruited from Melbourne, VIC were interviewed.



29 years 54%

The median age in 2023 was 29, and 54% identified as male.

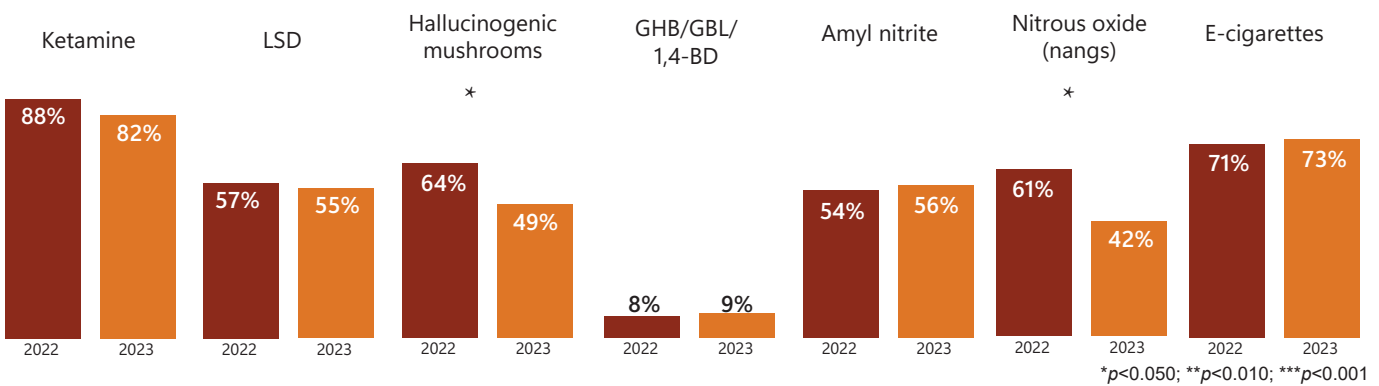


In the 2023 sample, 31% were current students, 51% were employed full time and 12% were unemployed.

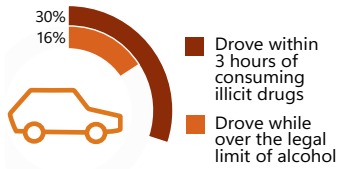
- Ecstasy
- Cocaine
- Other stimulants

Participants were recruited on the basis that they had consumed ecstasy and/or other illicit stimulants at least monthly in the past 6 months.

PAST 6 MONTH USE OF OTHER DRUGS



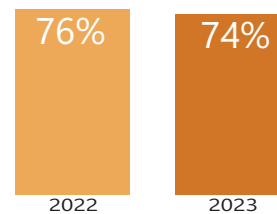
DRUG-RELATED HARMS AND RISKS



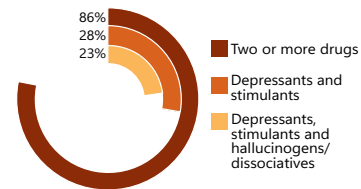
Among recent drivers, 30% reported driving a vehicle within 3 hours of consuming illicit drugs and 16% while over the legal limit of alcohol.



In the 2023 sample, 18% reported a non-fatal depressant overdose in the previous 12 months, and 14% reported a non-fatal stimulant overdose.

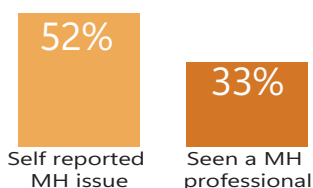


74% of the sample obtained an AUDIT score of eight or more, indicative of past year hazardous alcohol use (76% in 2022).

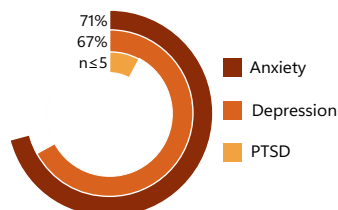


On the last occasion of ecstasy or related drug use, 86% used two or more drugs, 28% used both stimulants and depressants, and 23% used stimulants, depressants and hallucinogens/dissociatives.

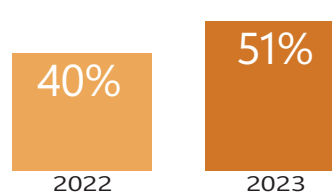
OTHER BEHAVIOURS



In the total sample, 52% self reported a mental health issue and 33% had seen a mental health professional in the past 6 months.



Of those who commented, the most common mental health issues reported were anxiety (71%) and depression (67%).

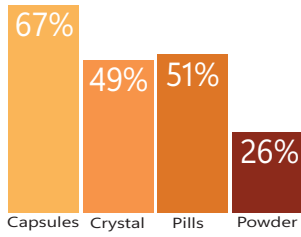


51% of the sample reported that they or someone else had tested the content and/or purity of their illicit drugs in Australia in the past year.

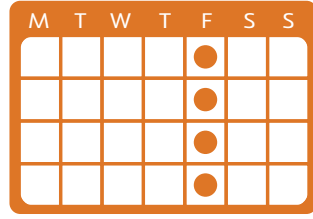


14% of the sample reported experiencing stigma because of their illicit drug use in the six months preceding interview, most commonly from a GP.

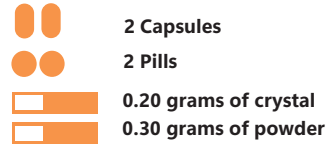
ECSTASY




Past 6 month use of ecstasy capsules, crystal, pills, and powder in 2023.



Of those who had recently consumed ecstasy, 9% used it weekly or more frequently.

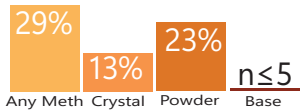


Median amounts of ecstasy consumed in a 'typical' session using each form.

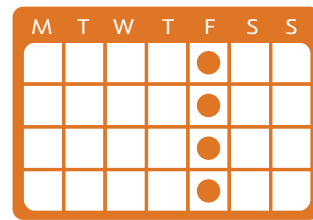


In 2023, more participants perceived the availability of all forms of ecstasy as 'easy' or 'very easy' relative to 2022.

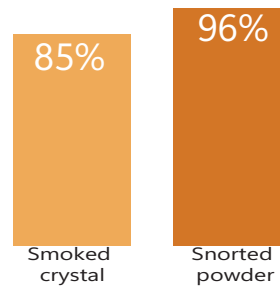
METHAMPHETAMINE



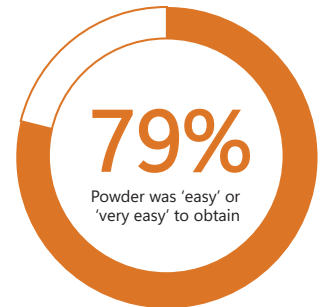
Past 6 month use of any methamphetamine, crystal, powder and base in 2023.



Of those who had recently consumed methamphetamine, few (n≤5) used it weekly or more frequently.

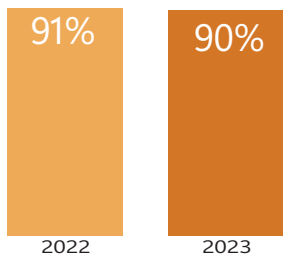


85% of participants who had recently used crystal smoked it. Of those who had recently used powder, 96% snorted it.

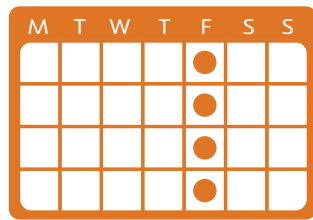


Of those who could comment 79% perceived powder methamphetamine to be 'easy' or 'very easy' to obtain.

COCAINE




Past 6 month use of any cocaine remained stable between 2022 and 2023.



Of participants who had consumed cocaine recently, few (n≤5) reported weekly or more frequent use.

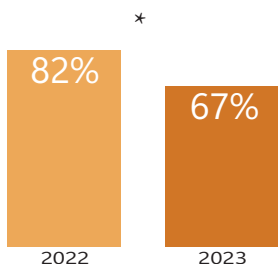


In 2023, the median price of a gram of cocaine was \$350.

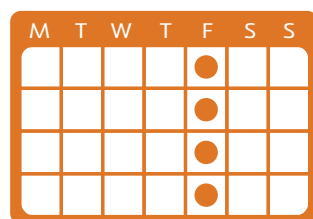


Of those who could comment 86% perceived cocaine to be 'easy' or 'very easy' to obtain.

CANNABIS AND/OR CANNABINOID-RELATED PRODUCTS



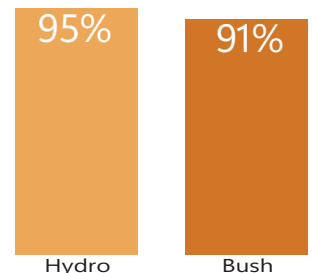
Past 6 month use of non-prescribed cannabis and/or cannabinoid-related products significantly decreased between 2022 and 2023.



Of those who had consumed non-prescribed cannabis recently, 51% reported weekly or more frequent use.



Of participants who had consumed cannabis in the last 6 months, 88% had smoked it (40% swallowed and 25% vaped it).



Of those who could comment, the majority perceived both hydro and bush to be 'easy' or 'very easy' to obtain.