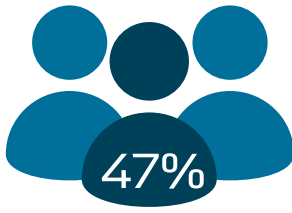
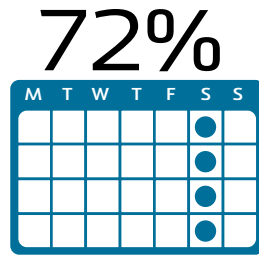


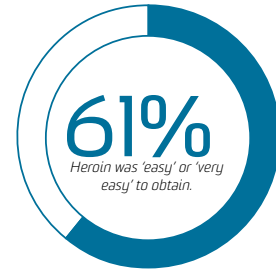
HEROIN



Past 6 month use of heroin was 47% in the 2020 sample (28% in 2019).



Of those who had recently consumed heroin, almost 3 quarters used it weekly or more often.

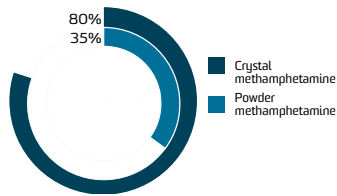


Of those who could comment 61% perceived heroin to be 'easy' or 'very easy' to obtain, down from 87% in 2019.

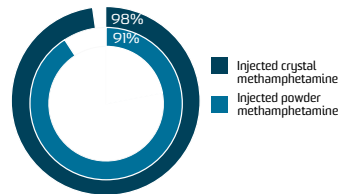
METHAMPHETAMINE




In the sample, 81% reported past 6 month use of any methamphetamine (90% in 2019).



Of the entire sample, 35% had recently consumed powder, and 80% crystal methamphetamine.

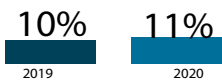


Injection was the main route of administration for crystal (98%) and powder (91%) among those who had consumed each form.

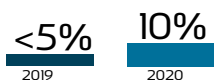


Of those who could comment 80% perceived crystal methamphetamine to be 'easy' or 'very easy' to obtain in 2020.

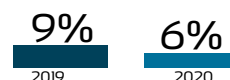
PHARMACEUTICAL MEDICINES



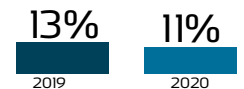
Past 6 month use of non-prescribed morphine was stable at 11% in the 2019 IDRS sample and 10% in 2020.



Past 6 month use of non-prescribed fentanyl was stable at <5% in the 2019 IDRS sample to 10% in 2020.

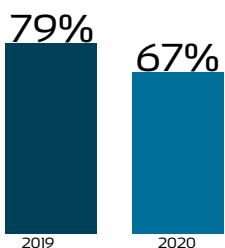


Past 6 month use of non-prescribed pregabalin was stable at 9% in the 2019 IDRS sample to 6% in 2020.

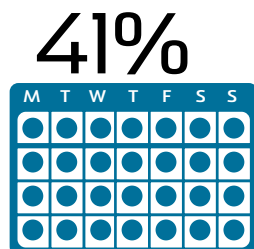


Past 6 month use of non-prescribed oxycodone was stable at 13% in the 2019 IDRS sample and 11% in 2020.

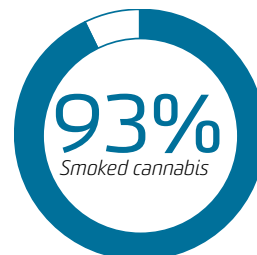
CANNABIS



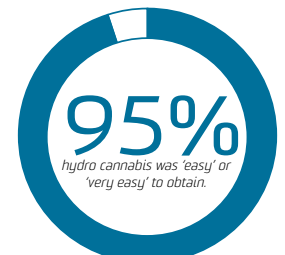
Past 6 month use of any cannabis was stable at 79% in the 2019 IDRS sample to 67% in 2020.



Of those who had consumed cannabis recently, two-fifths reported daily or more frequent use.



Of people who had consumed cannabis in the last 6 months, 93% had smoked it.

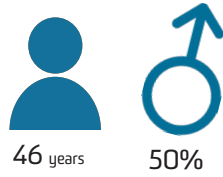


Of those who could comment 95% perceived hydro to be 'easy' or 'very easy' to obtain.

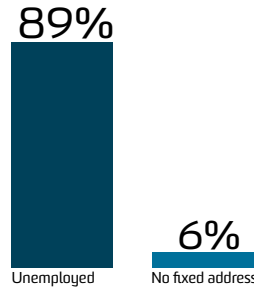
2020 SAMPLE CHARACTERISTICS



In 2020, 100 people from Adelaide, SA participated in IDRS interviews.



The mean age in 2020 was 46, and 50% identified as male.

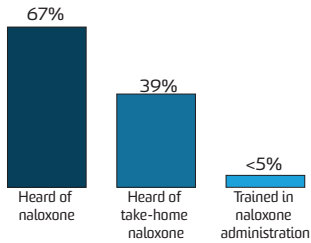


In the 2020 sample, 89% were unemployed and 6% had no fixed address.

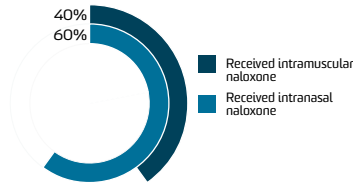
- ✓ Injected heroin
- ✓ Injected methamphetamine
- ✓ Injected other

Participants were recruited on the basis that they had injected drugs at least monthly in the previous 6 months.

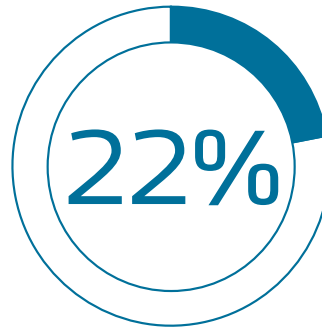
NALOXONE



IDRS participants' knowledge of the take home naloxone program.



Of those who reported ever accessing naloxone, 40% received intramuscular naloxone and 60% intranasal naloxone.




Of those who reported having heard of naloxone, 22% had used naloxone to resuscitate someone who had overdosed.



In the sample, 6% said they had been resuscitated with naloxone by a peer.

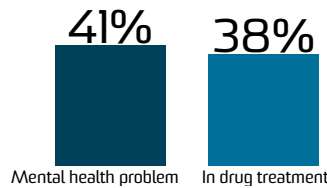
OTHER HARMS AND HELP-SEEKING



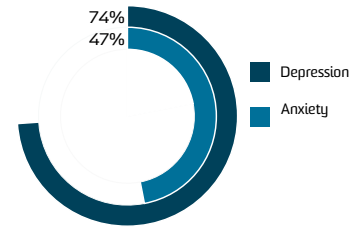
In the 2020 sample, 15% had a non-fatal opioid overdose in the last year. Heroin was the most commonly cited opioid related to non-fatal overdose.



In the 2020 sample, 12% had experienced a non-fatal stimulant overdose in the previous 12 months.

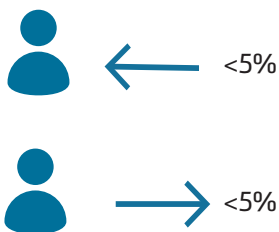


In the sample, 41% self reported a mental health problem in the six months prior to interview, and 38% were in drug treatment at the time of interview.

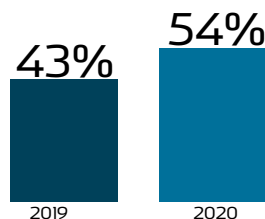


In the sample, 74% reported being diagnosed with depression and 47% with anxiety in the past six months.

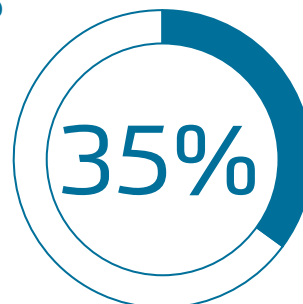
INJECTING RELATED RISKS AND HARMS



In 2020, <5% of the sample reported receptive needle sharing, and <5% reported distributive needle sharing.



The number of people who re-used their own needles increased from 2019 (43%) to 2020 (54%).



In 2020, just over one-third (35%) of the sample reported having an injection-related health issue in the month preceding interview.