

2023 SAMPLE CHARACTERISTICS

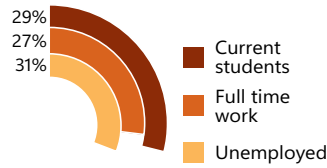


In 2023, 101 participants, recruited from Adelaide, SA were interviewed.



26 years 52%

The median age in 2023 was 26, and 52% identified as male.

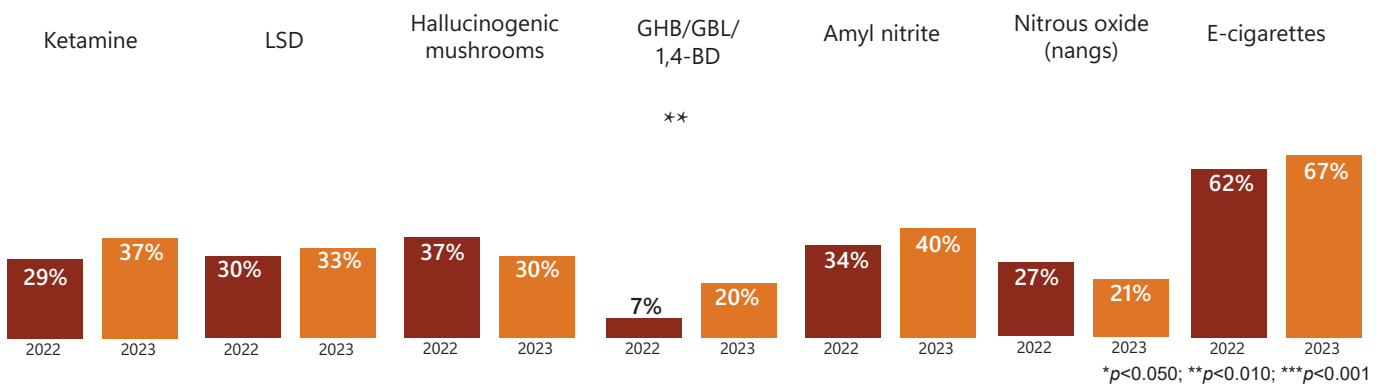


In the 2023 sample, 29% were current students, 27% were employed full time and 31% were unemployed.

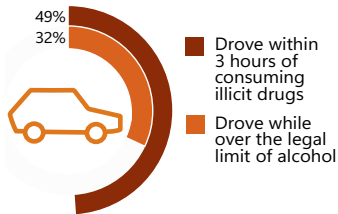
- Ecstasy
- Cocaine
- Other stimulants

Participants were recruited on the basis that they had consumed ecstasy and/or other illicit stimulants at least monthly in the past 6 months.

PAST 6 MONTH USE OF OTHER DRUGS



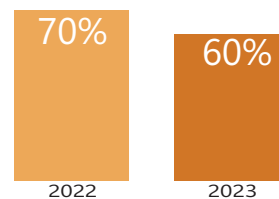
DRUG-RELATED HARMS AND RISKS



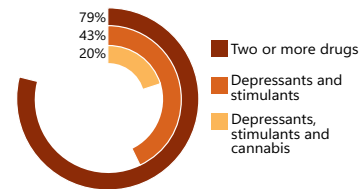
Among recent drivers, 49% reported driving a vehicle within 3 hours of consuming illicit drugs and 32% while over the legal limit of alcohol.



In the 2023 sample, 23% reported a non-fatal depressant overdose in the previous 12 months, and 17% reported a non-fatal stimulant overdose.

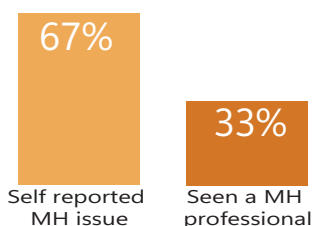


60% of the sample obtained an AUDIT score of eight or more, indicative of past year hazardous alcohol use (70% in 2022).

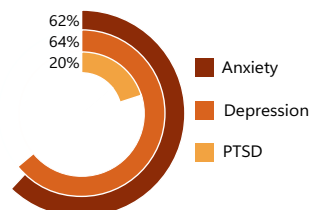


On the last occasion of ecstasy or related drug use, 79% used two or more drugs, 43% used both stimulants and depressants, and 20% used stimulants, depressants and cannabis.

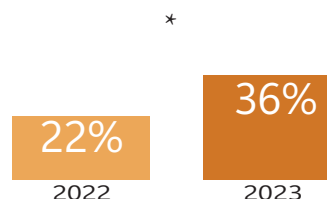
OTHER BEHAVIOURS



In the total sample, 67% self-reported a mental health issue and 33% had seen a mental health professional in the past 6 months.



Of those who commented, the three most common mental health issues reported were depression (64%), anxiety (62%) and PTSD (20%).



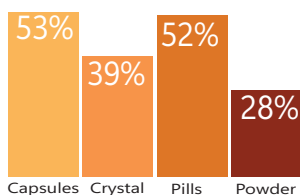
36% of the sample reported that they or someone else had tested the content and/or purity of their illicit drugs in Australia in the past year.




29% of the sample reported experiencing stigma because of their illicit drug use in the six months preceding interview, most commonly from police or a GP.

*p<0.050; **p<0.010; ***p<0.001

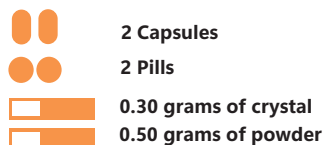
ECSTASY




Past 6 month use of ecstasy capsules, crystal, pills, and powder in 2023.



Of those who had recently consumed ecstasy, 15% used it weekly or more frequently.

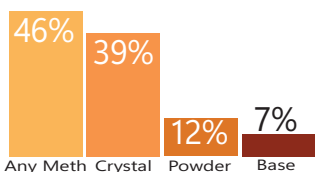


Median amounts of ecstasy consumed in a 'typical' session using each form.




In 2023, more participants perceived the availability of ecstasy crystal as 'easy' or 'very easy' relative to 2022.

METHAMPHETAMINE



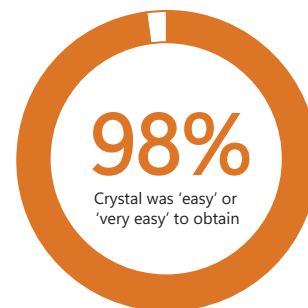
Past 6 month use of any methamphetamine, crystal, powder and base in 2023.



Of those who had recently consumed methamphetamine, 54% used it weekly or more frequently.

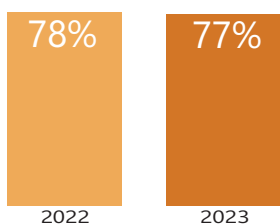


92% of participants who had recently used crystal smoked it.

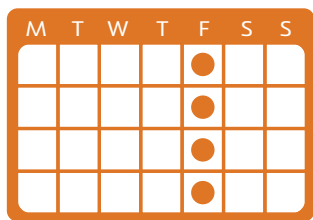


Of those who could comment 98% perceived crystal methamphetamine to be 'easy' or 'very easy' to obtain.

COCAINE




Past 6 month use of any cocaine remained stable between 2022 and 2023.



Of participants who had consumed cocaine recently, 12% reported weekly or more frequent use.

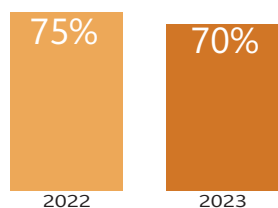


In 2023, the median price of a gram of cocaine was \$350.




Of those who could comment 81% perceived cocaine to be 'easy' or 'very easy' to obtain.

CANNABIS AND/OR CANNABINOID-RELATED PRODUCTS



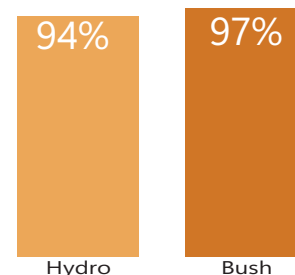
Past 6 month use of non-prescribed cannabis and/or cannabinoid-related products remained stable between 2022 and 2023.



Of those who had consumed non-prescribed cannabis recently, 66% reported weekly or more frequent use.



Of participants who had consumed cannabis in the last 6 months, 96% had smoked it (35% swallowed and 20% vaped it).



Of those who could comment, the majority perceived both hydro and bush to be 'easy' or 'very easy' to obtain.