



The
Fertility Society
of Australia

Assisted Reproductive Technology in Australia and New Zealand 2015 provides a detailed picture of ART treatment undertaken in all fertility clinics in Australia and New Zealand in 2015.

The report describes the numbers and types of treatment undertaken, treatment success rates and treatment outcomes. The report also provides trends in success rates from 2011 to 2015.

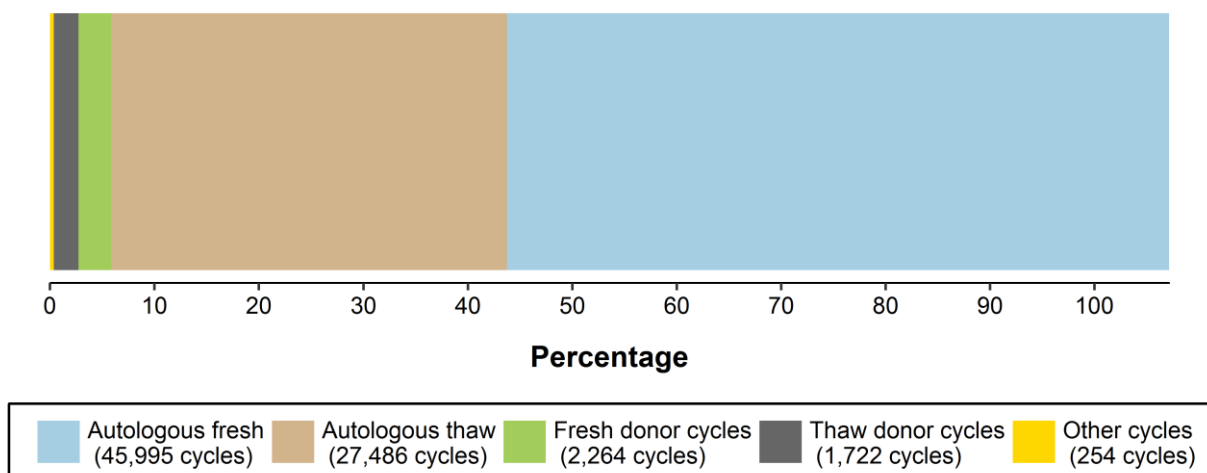
To find out more read on, or click [here](#) for the full report.

How many cycles were performed in 2015?

There were 77,721 ART treatment cycles reported from Australian and New Zealand clinics in 2015 (71,479 and 6,242 respectively) representing a 5.6% increase in Australia and 6.0% increase in New Zealand on 2014.

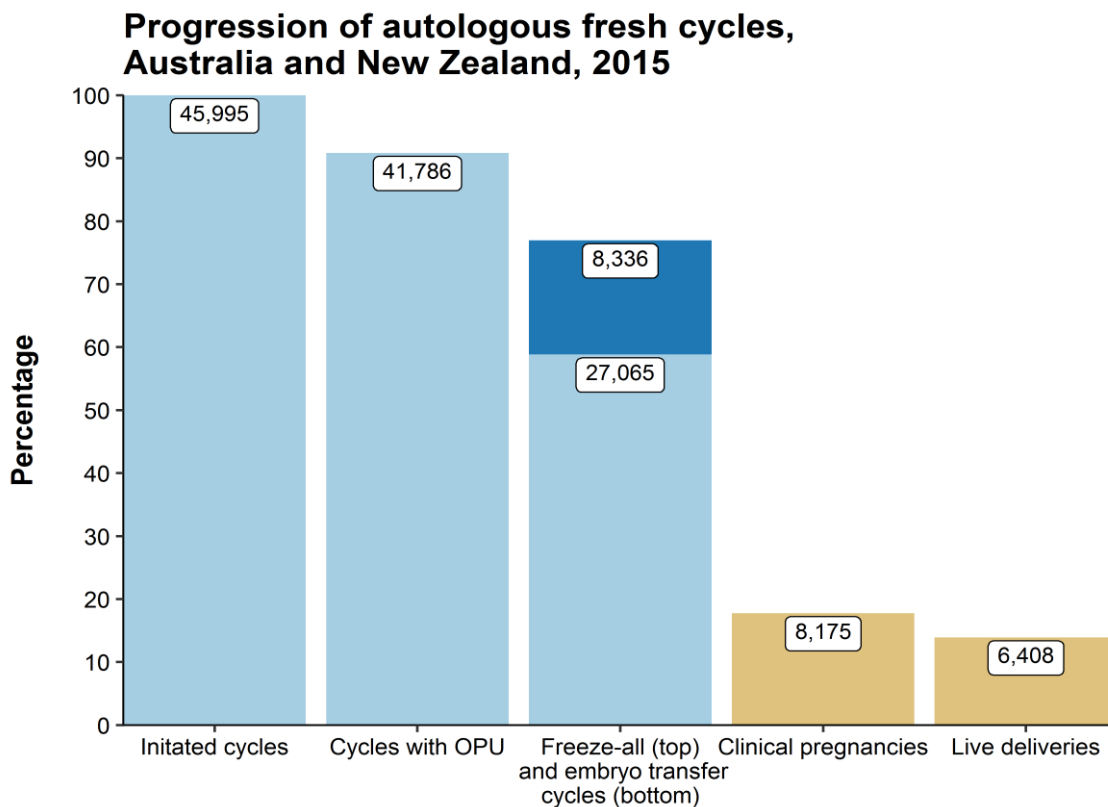
Nearly 95% of cycles in 2015 were autologous cycles. Of the 73,481 autologous cycles, 62.6% were fresh cycles and 37.4% were thaw cycles.

Types of ART treatment cycles, Australia and New Zealand, 2015

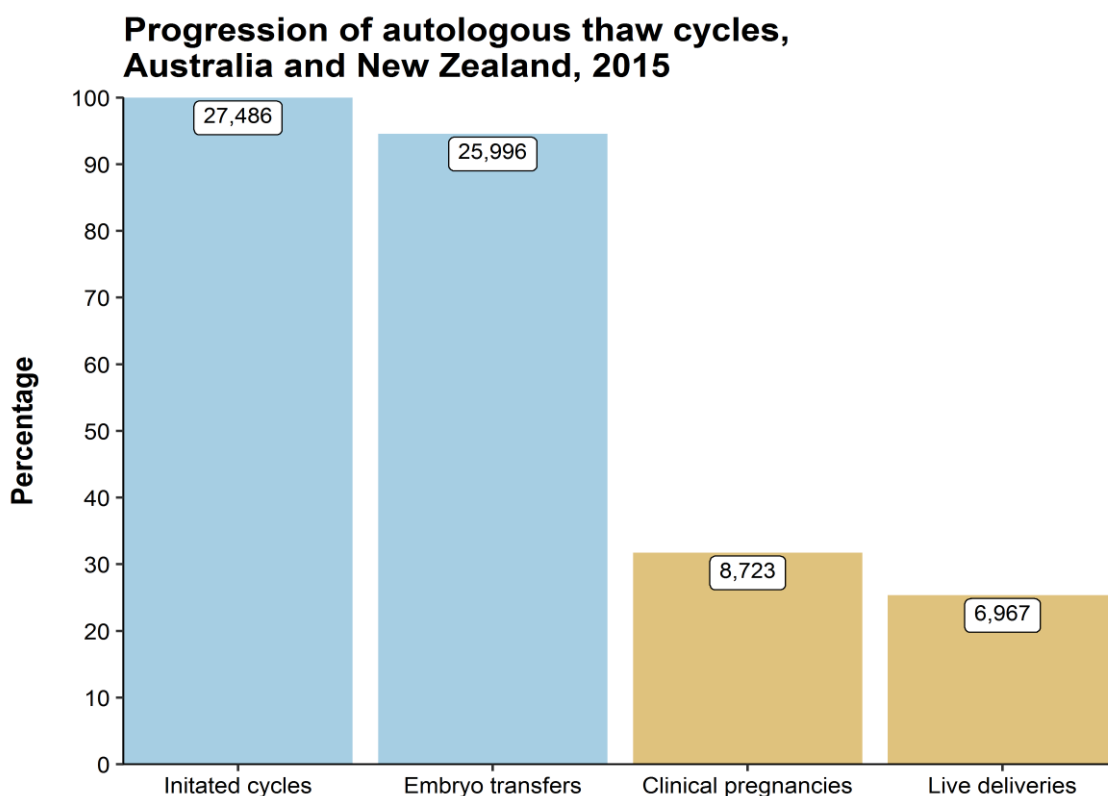


What were the success rates?

For fresh embryos, the clinical pregnancy rate per embryo transfer cycle was 30.2%, and the live delivery rate per initiated (non *freeze-all*) cycle was 17.0%.

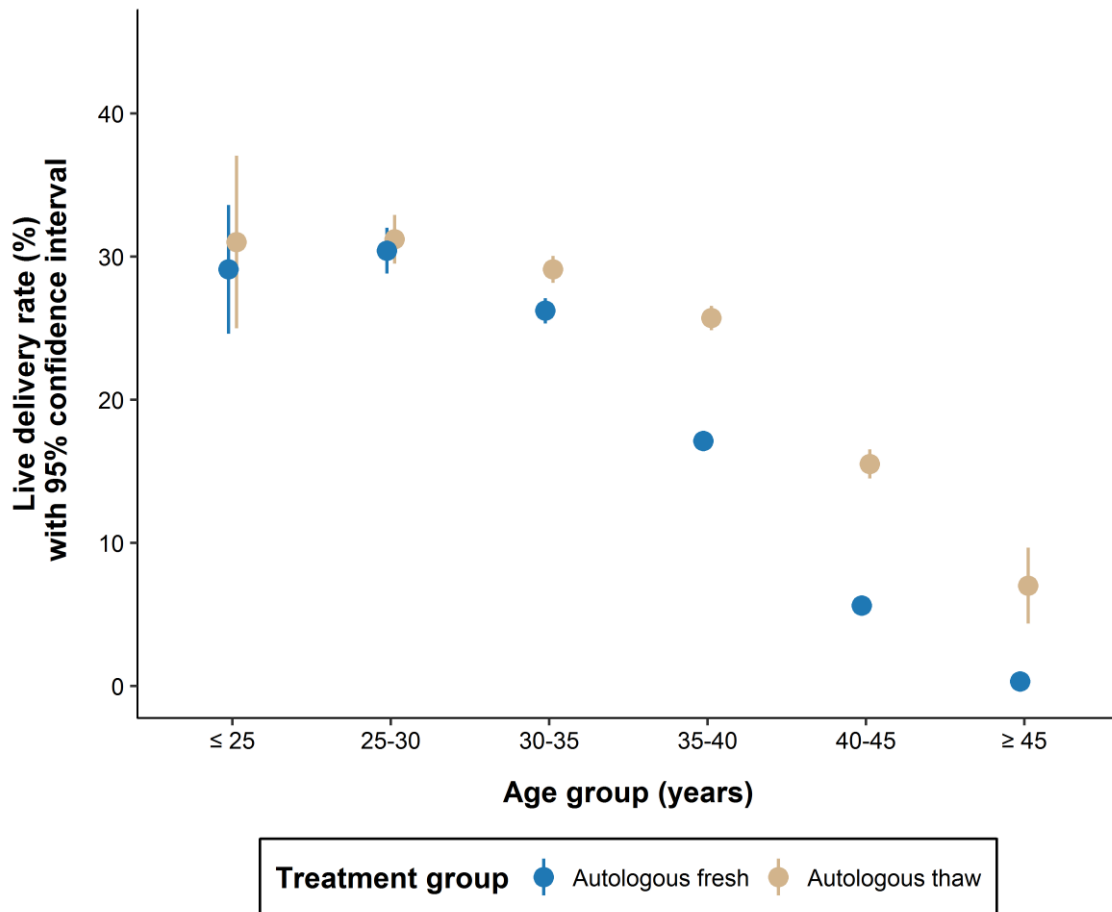


For frozen/thaw embryos, the clinical pregnancy rate per embryo transfer cycle was 33.6%, and the live birth rate per initiated cycle was 25.3%.



There was a higher live delivery rate in younger women and in thaw cycles compared to fresh cycles for women of the same age. Thawed embryos originate from a previous fresh cycle and therefore the age of a thaw embryo is younger than the chronological age of a woman at the time of transfer.

Live deliveries per initiated autologous cycle by women's age at start of treatment cycle, Australia and New Zealand, 2015

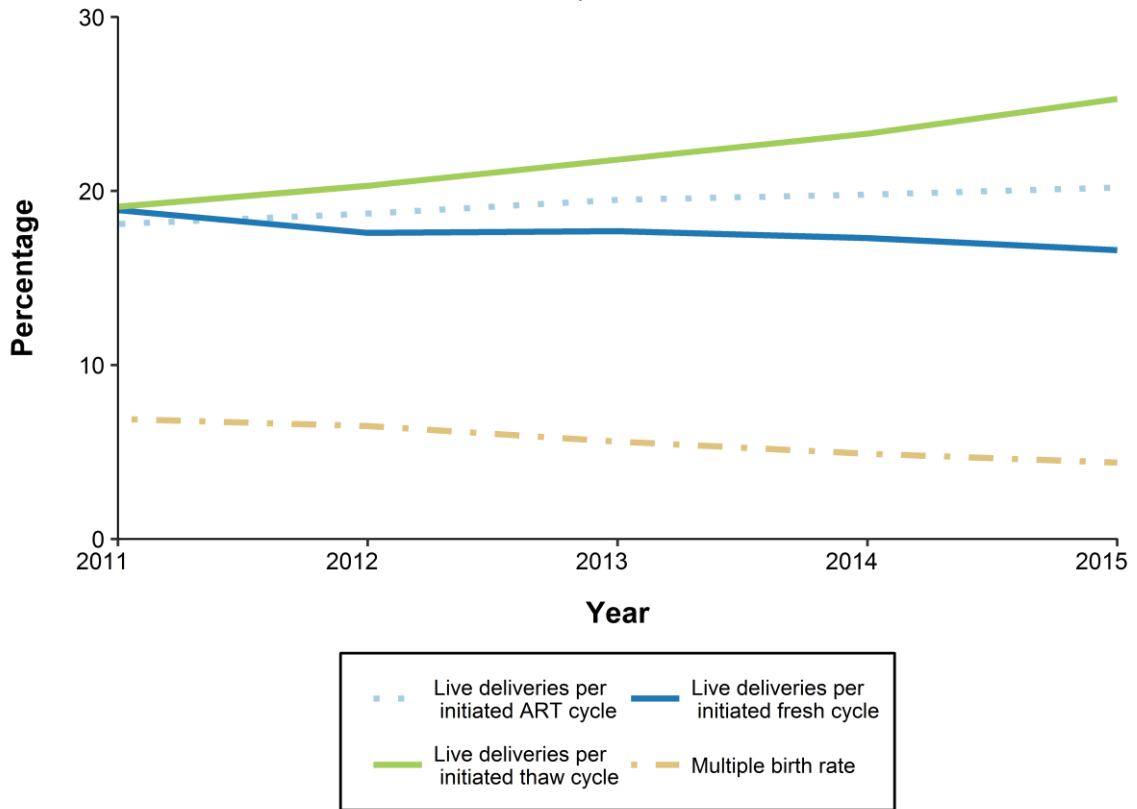


Trends in ART

There was 17.1% increase in the number of treatment cycles in the five years between 2011 and 2015. During this time the live delivery rate per fresh embryo transfer increased marginally to around 24%, while the live delivery rate per frozen/thaw embryo transfer cycle increased from 20.6% to 26.7%. There was a continued decline in the multiple birth rate from 4.9% in 2014 to 4.4% in 2015.

Over the last five years there been an increasing trend in the proportion of cycles where all oocytes or embryos are cryopreserved (*freeze-all* cycles) from 3.2% of initiated cycles to 10.7% of initiated cycles in 2015.

Live delivery and multiple birth rate trends in ART treatment, Australia and New Zealand, 2011 to 2015



Percentage of embryo transfer cycles by freezing method and stage of embryo development, Australia and New Zealand, 2011 to 2015

