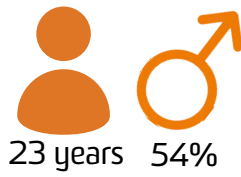


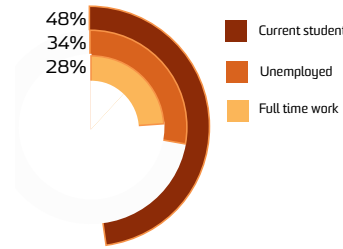
## 2020 TASMANIA SAMPLE CHARACTERISTICS



In 2020, 100 people from Hobart, TAS, participated in EDRS interviews.



The median age in 2020 was 23, and 54% identified as male.

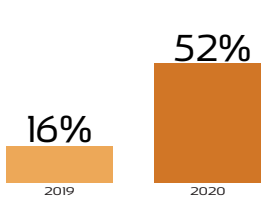


In the 2020 sample, 48% were enrolled students, 34% were unemployed, and 28% were employed full time.

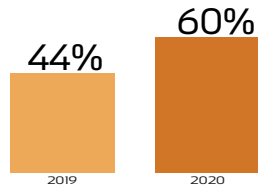
- ✓ Ecstasy
- ✓ Cocaine
- ✓ Other stimulants

Participants were recruited on the basis that they had consumed ecstasy or other illicit stimulants at least monthly in the past 6 months.

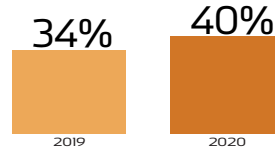
## OTHER DRUGS



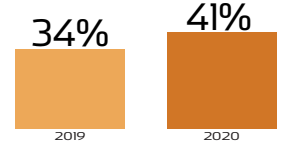
Past 6 month use of ketamine increased from 16% in 2019 to 52% in the 2020 EDRS sample.



Past 6 month use of LSD increased from 44% in 2019 to 60% in 2020.



Past 6 month use of any amyl nitrite increased from 34% in 2019 to 40% in 2020.




Past 6 month use of any nitrous oxide (nangs) increased from 34% in 2019 to 41% in 2020.

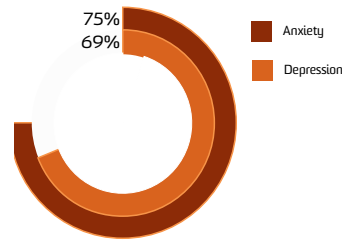
## DRUG TREATMENT AND MENTAL HEALTH



Of the 2020 EDRS sample <5% reported that they were currently receiving drug treatment.



Over half of the sample (52%) self-reported that they had experienced a mental health problem in the previous 6 months.

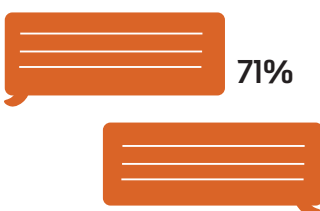


Of those who commented, the most common self-reported mental health concern was anxiety (75%), followed by depression (69%).

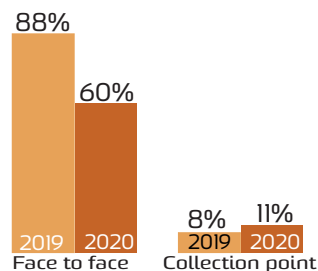


Of those self-reporting a mental health problem, 64% reported seeing a mental health professional in the previous 6 months (33% of the entire sample).

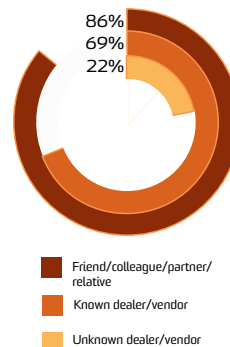
## MODES OF PURCHASING



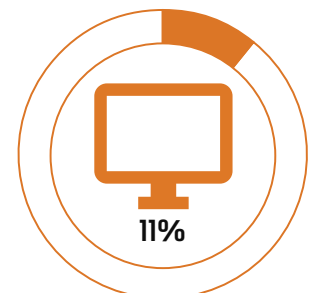
In 2020, 71% of participants organised the purchase of illicit or non-prescribed drugs via social networking.



When asked about how they received drugs, 60% said face to face, and 11% said via a pre-arranged collection point.

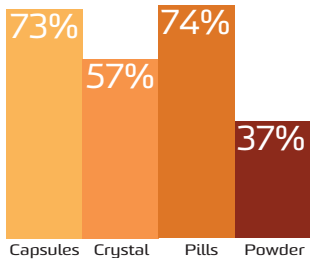


The majority of participants reported obtaining drugs from someone they knew personally (86%).



In 2020, 11% of the EDRS sample reported buying drugs off the darknet in the previous 12 months.

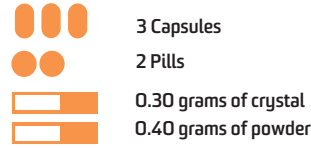
## ECSTASY



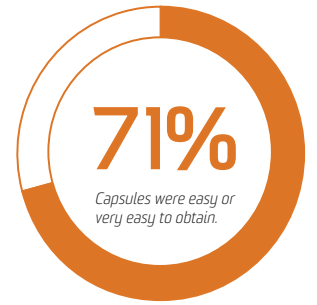
Past 6 month use of ecstasy capsules, crystal, pills, and powder in 2020.



Of those who had recently consumed ecstasy, 1 in 4 (26%) used it weekly.



Median amounts of ecstasy consumed in a 'typical' session using each form.

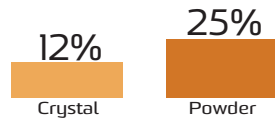


Of those who could comment 71% perceived ecstasy capsules to be 'easy' or 'very easy' to obtain.

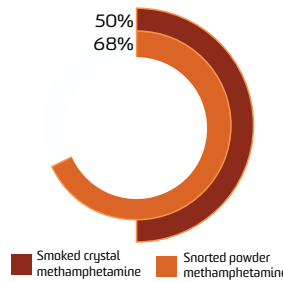
## METHAMPHETAMINE




Past 6 month use of any methamphetamine decreased from 45% in 2019 to 31% in 2020.



Of the entire sample, 25% had recently consumed powder, and 12% crystal methamphetamine.




50% of people who had recently used crystal smoked it, and 68% of those who had used powder snorted it.

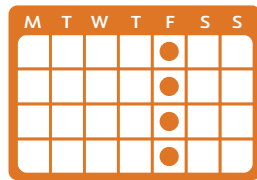


Of those who could comment 63% perceived crystal methamphetamine to be 'easy' or 'very easy' to obtain.

## COCAINE




Past 6 month use of any cocaine increased from 38% in 2019 to 61% in 2020.



Of people who had consumed cocaine recently, <5% reported weekly or more frequent use.




Of people who had consumed cocaine in the last 6 months, 97% had snorted it.

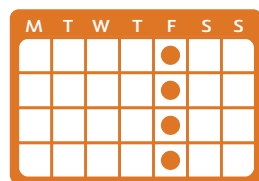


Of those who could comment 45% perceived cocaine to be 'easy' or 'very easy' to obtain.

## CANNABIS



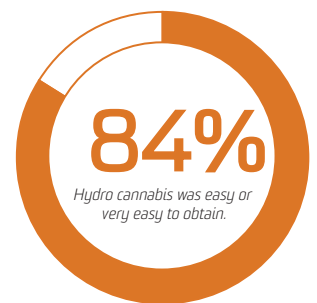
Past 6 month use of any cannabis was stable at 88% in 2019 and 84% in 2020.



Of those who had consumed cannabis recently, over half (63%) reported weekly or more frequent use.



Of people who had consumed cannabis in the last 6 months, 96% had smoked it.



Of those who could comment 84% perceived hydro to be 'easy' or 'very easy' to obtain.