

# UNSW Paddington Campus Visual Story

11/01/2023





This visual story is the result of a collaborative project between UNSW Art & Design and the Autism Friendly team at Autism Spectrum Australia. It has been supported by a small grant from the UNSW Division of Equity, Diversity and Inclusion.

# What is a Visual Story?

- Visual stories are used to prepare a person for and increase the predictability of a new environment or situation.
- This helps bring familiarity to a process and to reduce anxiety and stress.
- Visual stories are written in an easy read format and uses pictures to provide greater accessibility for everyone.

# Contents

About UNSW Paddington .....	5
Equitable Learning Services .....	8
Accessibility features at campus .....	9
What to bring and where to store items .....	11
If I have questions before going to campus .....	14
Planning my journey .....	15
Campus map .....	22
Buildings, facilities and resources .....	26
Help and assistance .....	45
Places to eat .....	48
Safety rules .....	50



# About UNSW Paddington

UNSW School of Art & Design, located in Paddington, is a leading Art and Design school, producing critically acclaimed artists, designers and media creators.



Main courtyard, looking toward Block D and C

# About UNSW Paddington

UNSW Paddington is located on the unceded territory of the Gadigal people who are the Traditional Owners of the land where UNSW Paddington is situated.



# About UNSW Paddington

The UNSW Paddington campus is a specially designed campus. This campus includes facilities and classrooms that suit art and design students. These include:

- Museum standard galleries
- Specialty workshops
- Open art and design studios
- Private workspaces
- Research spaces
- Digital (computer) labs
- Student lounges
- Collaborative work spaces

# About UNSW Paddington

Specialty workshops are custom designed spaces for hands on learning. They include all tools needed to produce your artwork or fulfil your designs. There workshops which cater to:

- Ceramics
- Design
- Digital media
- Painting and drawing
- Printmaking
- Photography
- Motion capture
- Sculpture
- Textiles



# Equitable Learning Services

UNSW has a team that supports students with a disability to access education support. This team is called “Equitable Learning Services”. It is a **free** and **confidential** service.

To find out if I am eligible and what services can be provided to me, I can visit

<https://www.student.unsw.edu.au/els/services>

To register for Equitable Learning Services I can visit <https://www.student.unsw.edu.au/els>

# Accessibility features at UNSW Paddington

- There is an accessible gate at the Greens Rd entrance (Gate 3) and the Selwyn St entrance (Gate 6) to campus.
- I can access elevators at each end of Block F (North and South) and between Block D & E.
- The Hidden Disabilities sunflower scheme is supported at UNSW Paddington. I can collect a sunflower lanyard from Arc @ UNSW and look for staff wearing the sunflower supporter badge for help.

# Accessibility features at UNSW Paddington

- There are gender neutral toilets on campus, on Ground Floor of Block F and Block E.
- Hearing loops are available in the main lecture theatre (Block E) and The Nucleus Student Hub and Paddington Library area (Block D).
- UNSW Paddington is assistance animal friendly; I can bring my service animal with me to campus.

# What to bring

## Sensory items

I can bring my own sensory items to help me stay calm and relaxed. This could include:

- Noise cancelling headphones
- Sunglasses/hat
- Stim tools (fidgets, stress balls, slinkies etc.)

# What to bring

## **Food and drink**

I can bring my own food and drink if I like.

## **Safety equipment**

I might need to bring my own safety/PPE equipment for class. I can find out what equipment I need by speaking to my teacher or staff in one of The Making Centre workshops.

# How to get a locker

I can store my belongings and class work in lockers located around campus each term.

Using these lockers requires the use of my own padlock, which I will need to bring to campus.

It's best to ask my teacher at the first class about where to find these and how to use them.



Student lockers in Block F

# If I have questions before going to campus

If I have extra questions I can go on the website and fill out a form to request support.

I can also contact The Nucleus Student Hub to ask more questions via phone, online chat or in person:

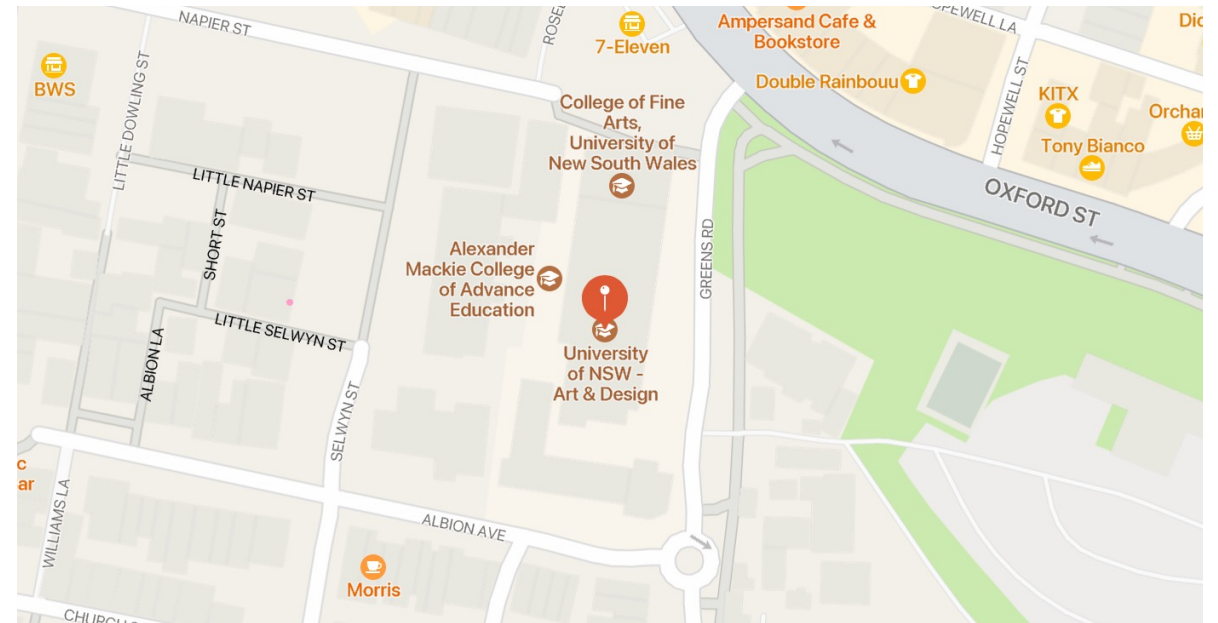
<https://nucleus.unsw.edu.au/en/contact-us>



Entrance to Library and Student Hub, Block D

# Planning my journey

The UNSW Paddington campus is located at the corner of Oxford Street and Greens Road in Paddington.





# Planning my journey

I can get to the UNSW Paddington campus via car or public transport.

There is limited parking available so it is better to use public transport if I am able to.



**UNSW**  
SYDNEY

# Travelling by public transport

If I am travelling to UNSW Paddington campus via public transport:

I can use the trip planner website <https://transportnsw.info/trip#/trip> or Tripview app on my smartphone to plan my journey.

The nearest train stations to UNSW Paddington campus are Central or Museum Station. Both stations are over 1km from campus.



# Travelling by public transport

I can catch a bus from Central Station which will drop me off much closer to campus.

From Central Station I can walk to Eddie Avenue and catch the 311 bus:

- I will stay on the bus for 4 stops and get off at Taylor Square.
- From Taylor square I will walk up Oxford Street for 6 minutes until I arrive.



# Travelling by car

I can get to UNSW Paddington Campus by car if I need to.

The area around the campus is generally busy and lots of people park on the streets near campus.

If I drive I may need to circle the block to find an available parking space.



Accessible parking inside Gate 3 (Greens Rd)

# Travelling by car

Most of the available parking has a time limit of 1 or 2 hours. After this time I will need to move my car to a new parking spot.

If I have a mobility parking permit, I can park in one of 3 disability parking spots on campus.

Disability parking spots are located through Gate 3 on Greens Road.



Street parking near Gate 6, Selwyn St

# UNSW Paddington shuttle bus

UNSW runs a free shuttle bus between Paddington and Kensington campuses.

It operates hourly throughout each semester. The shuttle bus does NOT run on weekends or public holidays.













I can find the shuttle bus stops at the Greens Rd entrance (Paddington) and at Gate 8 on High Street (Kensington).

<https://www.estate.unsw.edu.au/plan-your-visit/public-transport>



**UNSW**  
SYDNEY

# UNSW Paddington campus map

-  Parking
-  Accessible parking
-  Accessible gate
-  Ramp
-  Toilets
-  All gender toilets
-  Elevator
-  Stairs
-  Shuttle bus
-  Bike rack
-  Entry gate
-  Help point



# Entering Paddington campus

The main entrance (Gate 1) to campus is from the corner of Oxford St and Greens Rd. This entrance is not accessible for wheelchair users.

I can use Gate 3 on Greens Rd or Gate 6 on Selwyn St if I am using a wheelchair or mobility aid.





# How to find my way around

- I can refer to maps displayed around campus to identify buildings/key locations.
- There is signage at elevators and entrances to buildings which highlight key rooms on each level.
- Rooms on each level of each building are colour coded (i.e. red doors on a particular level) I can use this to visually identify where I am.
- If I am lost I can ask staff at the Arc office or Nucleus Student Hub for directions.



Campus map, main courtyard

# The courtyard

- In the courtyard there is a Table Tennis table which can be used by students. I will need to bring my own paddles and ping pong balls.
- I can sit at one of the tables or benches. The concrete benches near the Student Hub have power points to charge my laptop or phone.



Main courtyard, looking toward Block C and F

# About the buildings (Block A)

## Block A

Block A is currently closed for renovations. This means that there is no student access to this block.



Block A

# About the buildings (Block B/C)

## Block B

UNSW Paddington campus does not have a Block B.

## Block C

The 3DVAL research space is located in Block C and is not currently accessible to students.



Block C

# About the buildings (Block D)

## Basement

- Photography dark rooms
- Sound studios

## Ground Floor

- Arc student union
- Library and Nucleus Hub
- Kitchen/eating area



Block D

# About the buildings (Block D)

## 1st Floor

- AV Resource Centre
- Black Box (studio space)

## 2nd Floor

- Computer labs

## 3rd Floor

- Design studios



Block D interior – AV Resource Centre

# About the buildings (Block E)

## Basement

- Ceramic studios

## Ground Floor

- Lecture theatre and AD Space

## 1st Floor

- Hackspace and AV screening room
- Prayer rooms



Stairs to Block E

# About the buildings (Block F)

## Ground Floor

- Makerspace
- Wood and metal workshops

## 1st Floor

- Jewellery
- Textiles
- General teaching spaces



Makerspace – Block F



# About the buildings (Block F)

## 2nd Floor

- Painting and drawing studios

## 3rd Floor

- Fine Arts studios

## 4th Floor

- Higher Degree Research space



Block F interior – Fine Arts studios

# About the buildings (Block G)

## Ground Floor

- Screen printing
- Creative Robotics Lab
- Hackspace

## 1st Floor

- Printmaking



Block G

# Information about elevators

## Elevator between Block D & E

- The elevator between Block D and E opens on both sides.
- It can be difficult to figure out which button I need to use.
- I can ask for help if I need it.



Elevator – Block D, Ground Floor

# Information about elevators

## Block F elevators

- The elevator at the south end of Block F only goes from Ground Floor to 3rd Floor.
- The elevator at the north end of Block F goes from Basement to 4th Floor.
- To visit Basement or 4th Floor, I need to use the north elevator.



Elevator – Block D, Ground Floor

# The Making Centre

The Making Centre is a collection of 9 fully equipped, modern workshops and studios.

These include:

- AV Resource Centre (Block D)
- Ceramics studios (Block E)
- Hackspace (Block E)
- The Toolroom (Block F)
- The Makerspace (Block F)
- Jewellery studios (Block F)
- Textiles studios (Block F)
- Screen Printing studios (Block G)
- Printmaking studios (Block G)



# The Making Centre

The Making Centre runs tours for first year students in all of the spaces. Then students must attend an in-person induction (maximum 12 people).

The Making Centre staff are happy to help me, and I can ask for a one-on-one induction if it works better for me.

The Making Centre production of 3D printed items etc. runs via an online click and collect system on the UNSW Making webpage:

<https://www.making.unsw.edu.au/making-centre/>

Some Making Centre spaces can have loud noises or strong chemical smells. I can wear noise cancelling headphones.

# Hackspace

The Hackspace is a space where students can experiment, prototype and access support in the areas of creative coding, physical computing and electronics.

Students can access a variety of virtual reality (VR) headsets and software suites for 3D painting in VR, and 3D modelling objects.



Hackspace

# Hackspace

Staff are available to talk to students about things like:

- Algorithmic thinking
- Sensors
- Generative graphics and audio
- Motors
- Mimicking natural phenomena
- Free / libre / open source software



Hackspace



# Arc @ UNSW

Arc is a safe and diverse student space run by the student council.

Arc's purpose is to create a good student experience by providing help, disability advocacy services, clubs, sport, volunteering, events and wellness opportunities.

I can look on the Arc website to find links with more information:

<https://www.arc.unsw.edu.au/creative>



Arc student space – Block D, Ground Floor

# Art Scene store

I can purchase art supplies at the Art Scene store.

The store is located in Arc @ UNSW.

The opening hours are:

- 8:30am - 6:00pm during semester
- 9:30am - 5:00pm during Uni holidays



Art Scene – Block D, Ground Floor

# Paddington Library

The Library is located in Block D.  
In the Library I can access a wide range of materials, both printed and online.

I can look on the website for more information about the library.

<https://www.library.unsw.edu.au/using-the-library/paddington-library>



Entrance to Paddington Library – Block D, Ground Floor

# Paddington Library

## Help Zone

The Paddington Library Help Zone is located on the Ground Level with the Nucleus Student Hub.

At the Help Zone I can:

- Borrow laptops from the self-service loan lockers
- Charge my devices in the device charging lockers



Block D interior – Paddington Library Help Zone

# The Nucleus Student Hub

The Nucleus Hub is UNSW's name for student services.

I can visit the Nucleus Hub if I need help with administration tasks such as:

- Enrolment and timetables
- Contacting teachers
- Questions about my marks
- Equitable learning services



Entrance to Student Hub – Block D, Ground Floor

# UNSW Galleries

UNSW Galleries displays work from Australian and international creators, curators and writers.

At the gallery I can attend art openings and participate in learning opportunities.

I can find out more about what's on at the gallery on their webpage:

<https://artdesign.unsw.edu.au/unsw-galleries>



UNSW Galleries – Gate 1, Napier St



# Where can I get help?

If I need help with student administration I can go to the The Nucleus Student Hub.

If I need help with anything to do with the Library I can go to the Help Desk inside the library.

If I need help with Special Consideration I can visit The Nucleus or go to this website:

<https://www.student.unsw.edu.au/special-consideration>

If I need help with the social side of university I can visit Arc @ UNSW.



# Where can I go if I need somewhere quiet?

There are several places I can go to if I need a quieter space. These include:

- In front of Arthouse Kitchen and UNSW Galleries there is a courtyard with large trees. This is a nice place to sit and meet others.
- There is a sensory garden between Block A and Block G (The Secret Garden).
- There is a quiet grassed area outside Gate 6 on Selwyn St (off campus).
- There is a quiet space with couches outside the Creative Robotics Lab (Block G).



# Places to eat

The Arthouse Kitchen is the only option to purchase food or drink on campus. They have a large menu with many options I can choose from. It can get very busy at peak times which means I might have to wait in line. I can look at the menu on their website:

<http://arthousekitchen.com.au/>



Arthouse Kitchen, corner Oxford St and Greens Rd

# Places to eat

Oxford Street has various pubs and cafes with a variety of foods.

There is a student kitchen in Block D. It has a microwave, a fridge, a kettle as well as some basic eating utensils.

I can make tea and coffee and use the microwave in Arc. I can sit at the communal tables to eat and drink. This is a shared space so it can be loud, I may want to use my headphones.



Kitchen – Block D

# Safety rules

Some classrooms and studios have special safety rules (e.g. wearing closed shoes, or safety goggles). These spaces will have a special safety poster called a Safety Data Sheet outside the door.

I should make sure I read and understand the information on the poster before I enter.

I am not allowed to enter some spaces without completing a safety induction first. My teacher will let me know if I need to complete an induction before using equipment.



Safety Data Sheet

# Message from UNSW

This visual story has been developed to support everyone visiting UNSW Paddington, including students, staff and members of the general public.

It is important to us that everyone feels welcome and supported on our campus.

If you ever need help, please let any of our staff know.

