

2024 SAMPLE CHARACTERISTICS

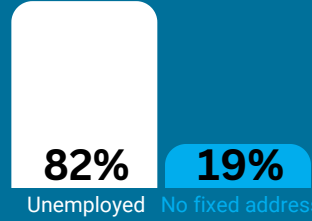


In 2024, 103 participants, recruited from Perth, WA were interviewed.



46 years **Male**

The median age in 2024 was 46, and 69% identified as male.

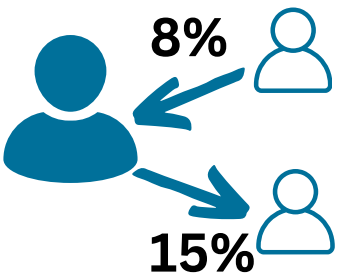


In the 2024 sample, 82% were unemployed and 19% had no fixed address.

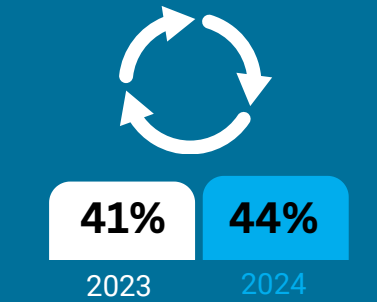
- Injected heroin**
- Injected methamphetamine**
- Injected other illicit or non-prescribed drugs**

Participants were recruited on the basis that they had injected drugs at least monthly in the previous 6 months.

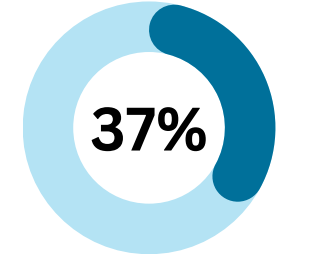
INJECTING-RELATED RISKS AND HARMS




In 2024, 8% of participants reported receptive sharing in the past month, and 15% reported distributive sharing.



Percentage who reported re-using their own needles in the past month.

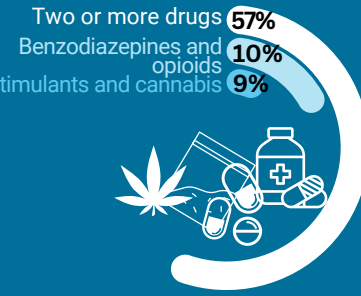


Percentage who reported injecting someone else after injecting themselves in the past month.



31% of participants reported having an injection-related health issue in the past month, stable from 2023 (41%).

OTHER HARMS




In 2024, 57% reported using two or more drugs on the day preceding interview: the most commonly used combination of drug classes was benzodiazepines and opioids (10%).



Past year non-fatal overdose remained stable in 2024 relative to 2023.




In 2024, 47% of participants reported a mental health problem in the 6 months preceding interview.

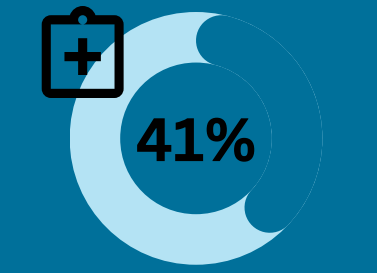


Among those who reported a mental health problem, the three most common mental health issues were depression, anxiety and PTSD.

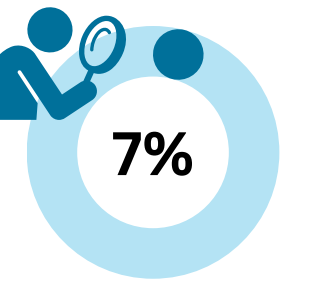
NALOXONE AND OTHER HARM REDUCTION STRATEGIES



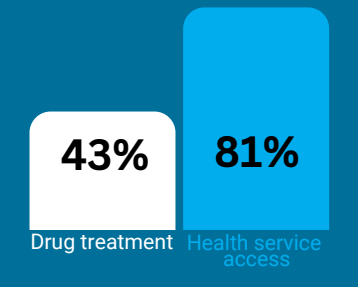
Knowledge of take-home naloxone and past year naloxone access remained stable in 2024.



Among those who were aware of naloxone, 41% reported ever using naloxone to resuscitate someone who had overdosed, with 21% having done so in the past year.



Percentage who reported that they or someone else had tested the content and/or purity of their illicit drugs in Australia in the past year.

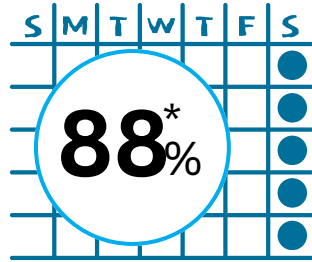


Percentage who reported current drug treatment and health service access for AOD support in the past six months.

HEROIN



Past 6 month use of heroin remained stable in 2024 (70%) relative to 2023 (63%)



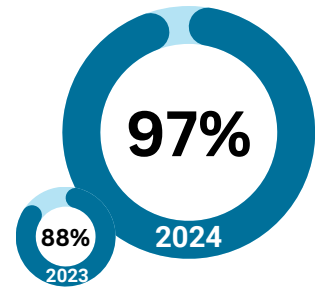
Of those who had recently consumed heroin, 88% reported weekly or more frequent use, a significant increase compared to 2023 (71%).



\$150 **\$100*****

2023 2024


The median reported price for a point of heroin significantly decreased from \$150 in 2023 to \$100 in 2024.



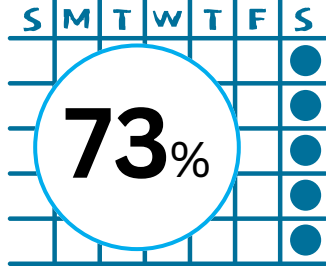
Percentage who perceived heroin as being 'easy' or 'very easy' to obtain.

METHAMPHETAMINE

FORM of methamphetamine



Any, crystal and powder methamphetamine significantly decreased in 2024, relative to 2023



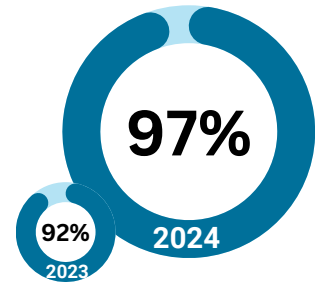
Of those who had recently used any form of methamphetamine, 73% reported weekly or more frequent use, stable from 2023 (65%).



\$80 **\$50****


2023 2024

The median reported price for a point of crystal methamphetamine significantly decreased from \$80 in 2023 to \$50 in 2024.

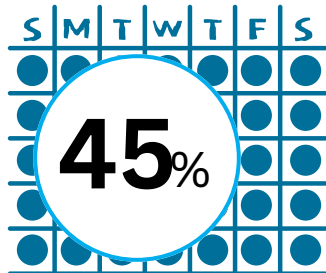


Percentage who perceived crystal methamphetamine as being 'easy' or 'very easy' to obtain.

CANNABIS AND/OR CANNABINOID-RELATED PRODUCTS



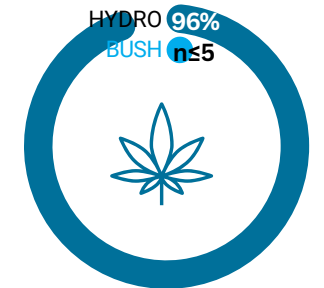
Past 6 month use remained stable in 2024 (60%) relative to 2023 (66%).



Of those who had recently used non-prescribed cannabis/cannabinoid-related products, 45% reported daily use, stable from 2023 (43%).



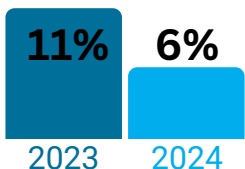
Of participants who had consumed non-prescribed cannabis and/or cannabinoid-related products in the last 6 months, 97% had smoked it.



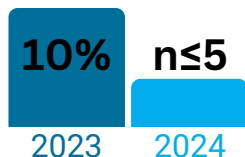
Percentage who perceived cannabis/cannabinoid-related products as being 'easy' or 'very easy' to obtain (stable from 2023).

PAST 6 MONTH USE OF OTHER DRUGS

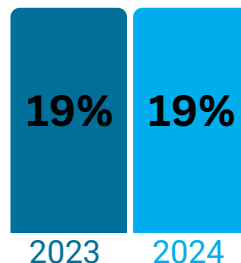
Non-prescribed morphine



Non-prescribed fentanyl



Non-prescribed pregabalin



GHB/GBL/1,4-BD

