

2024 SAMPLE CHARACTERISTICS



EDRS

Ecstasy and Related Drugs Reporting System

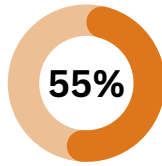


In 2024, 100 participants, recruited from Canberra, ACT, were interviewed.



22 years

The median age in 2024 was 22, and 55% identified as male.



Male

Current students **45%**
Full time work **33%**
Unemployed **24%**



In the 2024 sample, 45% were current students, 33% were employed full time and 24% were unemployed.



Ecstasy



Cocaine

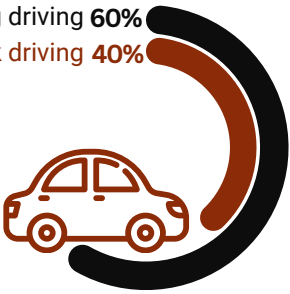


Other stimulants

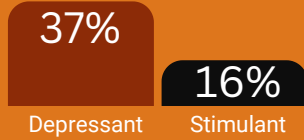
Participants were recruited on the basis that they had consumed ecstasy and/or other illicit stimulants at least monthly in the past 6 months.

DRUG-RELATED HARMS AND RISKS


Drug driving **60%**
Drink driving **40%**



Among recent drivers, 60% reported driving a vehicle within 3 hours of consuming illicit drugs and 40% while over the legal limit of alcohol.

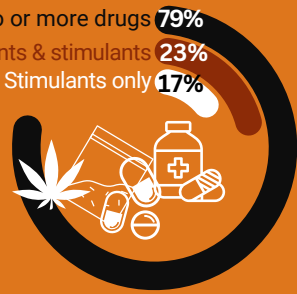


Percentage who reported past year non-fatal depressant and stimulant overdose.



Percentage who obtained an AUDIT score of eight or more, indicative of past year hazardous alcohol use.

Two or more drugs **79%**
Depressants & stimulants **23%**
Stimulants only **17%**



In 2024, 79% reported using two or more drugs on the last occasion of ecstasy or related drug use: the most commonly used combination of drug classes was depressants and stimulants (23%).

OTHER BEHAVIOURS

65%

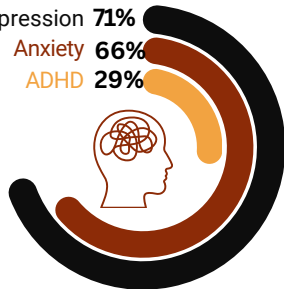
Self-reported MH issue

44%

Seen a MH professional

Percentage who self-reported mental health problems and treatment seeking in the six months preceding interview.


Depression **71%**
Anxiety **66%**
ADHD **29%**



Among those who reported a mental health problem, the three most common mental health issues were depression, anxiety and ADHD.



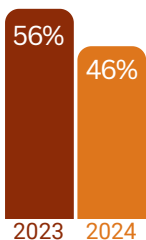
Percentage who reported that they or someone else had tested the content and/or purity of their illicit drugs in Australia in the past year.



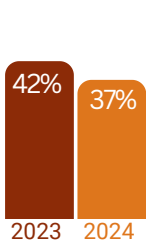
30% of the sample reported experiencing stigma because of their illicit drug use in the six months preceding interview, most commonly from police.

PAST 6 MONTH USE OF SELECT DRUGS

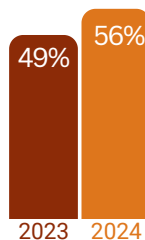
Ketamine



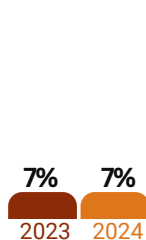
LSD



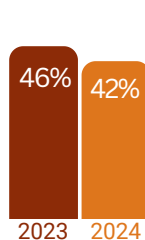
Hallucinogenic mushrooms/psilocybin



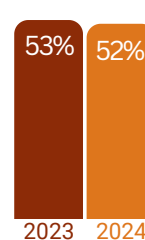
GHB/GBL/1,4-BD



Amyl Nitrite



Nitrous oxide (nangs)



E-cigarettes



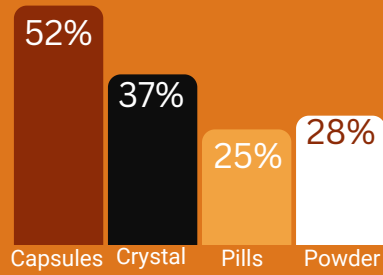
ECSTASY



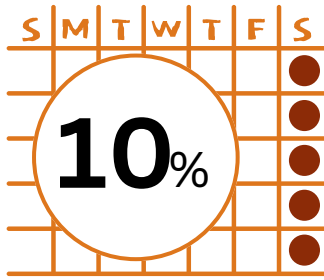
EDRS

Ecstasy and Related Drugs Reporting System

FORM of ecstasy



Past 6 month use of ecstasy capsules, crystal, pills, and powder in 2024.



Of those who had recently used any ecstasy, 10% reported weekly or more frequent use, stable from 2023 (11%).



2 Capsules



2 Pills



0.40 grams of crystal



0.50 grams of powder

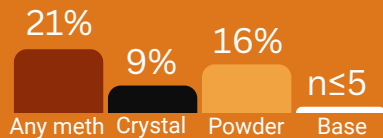
Median amounts of ecstasy consumed in a 'typical' session.




In 2024, more participants perceived the availability of ecstasy pills as 'easy' or 'very easy' relative to 2023.

METHAMPHETAMINE

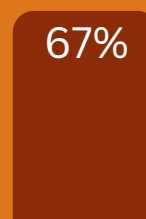
FORM of methamphetamine




Past 6 month use of any methamphetamine, crystal, powder and base in 2024.



Of those who had recently used any methamphetamine, few (n≤5) reported weekly or more frequent use, stable from 2023 (35%).

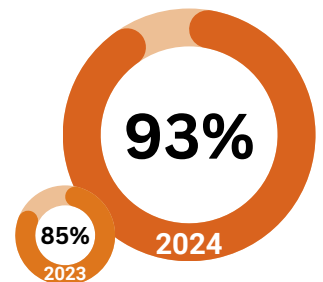


Smoked crystal



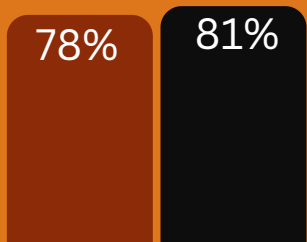
Snorted powder

67% of participants who had recently used crystal smoked it. Of those who had recently used powder, 69% snorted it.

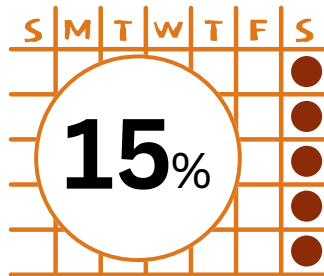


Percentage who perceived methamphetamine crystal as being 'easy' or 'very easy' to obtain.

COCAINE



Past 6 month use of any cocaine remained stable between 2023 and 2024.



Of those who had recently consumed cocaine, 15% reported weekly or more frequent use, stable from 2023 (10%).

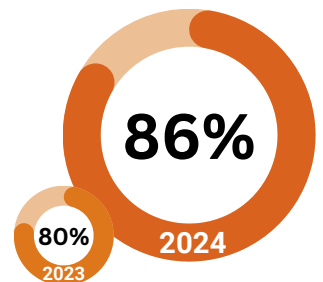


\$300 \$300

2023


2024

The median reported price for a gram of cocaine.

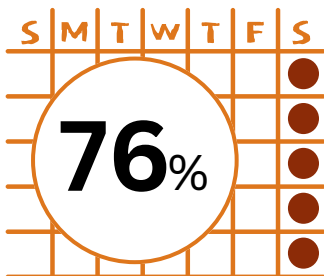


Percentage who perceived cocaine as being 'easy' or 'very easy' to obtain.

CANNABIS AND/OR CANNABINOID-RELATED PRODUCTS



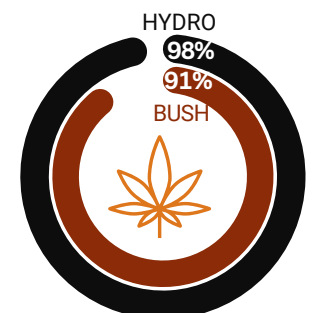
Past 6 month use of non-prescribed cannabis and/or cannabinoid-related products was stable between 2023 and 2024.



Of those who had recently used non-prescribed cannabis, 76% reported weekly or more frequent use, stable from 2023 (69%).



Of participants who had consumed cannabis in the last 6 months, 93% had smoked it (29% swallowed and 16% vaped it).



Percentage who perceived cannabis/cannabinoid-related products as being 'easy' or 'very easy' to obtain.